



## **Winston Salem Barber School Admissions Packet and Process**

**Thank you for your interest in the Winston Salem Barber School.**

Please read the instructions carefully.

### **Step 1: Complete WSBS Application**

We look forward to learning about you through your application. Please complete the application fully to ensure timely consideration of your enrollment.

### **Step 2: If you are interested in applying for Financial Aid:**

1. Complete the Free Application for Federal Student Aid (FAFSA) for 2022-23 and 2023-24.
2. Complete FAFSA online at <https://studentaid.gov/h/apply-for-aid/fafsa>
3. Enter our school code: 030095 to link your application to WSBS
4. Email [tiffany@wsbarberschool.com](mailto:tiffany@wsbarberschool.com) with questions

### **Step 3: Schedule Interview**

Once you submit your completed WSBS application you will be contacted by the Admissions Department to schedule an interview and campus tour.

Interview Attire: Business or Business Casual

Please bring with you a copy of the following documents

1. High School Diploma, High School Transcript or G.E.D
2. Government Issued ID (ex. Driver's License)





## WINSTON SALEM BARBER SCHOOL

### Student Application

APPLICANT INFORMATION				APPLICATION DATE:				
Last Name		First Name		M.I.				
Street Address				Apartment/Unit #				
City		State		ZIP code				
Phone		E-mail						
Date of Birth		Month wanting to start program?						
<b>Which Campus Would You Like to Attend?</b>								
				Winston Salem Campus <input type="checkbox"/>	Greensboro Satellite Campus <input type="checkbox"/>			
Do you want to purchase BOOKS from WSBS?	YES <input type="checkbox"/>	NO <input type="checkbox"/>	Do you have transportation available to and from campus?	YES <input type="checkbox"/>	NO <input type="checkbox"/>			
Do you want to purchase TOOLS from WSBS?	YES <input type="checkbox"/>	NO <input type="checkbox"/>	Are you able to attend school at least 115 hours per month?	YES <input type="checkbox"/>	NO <input type="checkbox"/>			
Are you Right-Handed or Left-Handed?	RT <input type="checkbox"/>	LFT <input type="checkbox"/>	Are you a Military Veteran?	YES <input type="checkbox"/>	NO <input type="checkbox"/>			
Has a family member or friend previously attended the Winston Salem Barber School?					YES <input type="checkbox"/>	NO <input type="checkbox"/>		
<b>TRANSFER STUDENT INFORMATION</b>								
Are you a transfer student?	YES <input type="checkbox"/>	NO <input type="checkbox"/>	How many transfer hours do you have from Barber School?					
<b>EDUCATION (PLEASE LIST ALL PRIOR SCHOOL NAMES AND DATES ATTENDED)</b>								
<b>SCHOOL NAME</b>	<b>DATES ATTENDED?</b>		<b>DID YOU GRADUATE?</b>		<b>DEGREE?</b>			
High School / GED:			YES <input type="checkbox"/>	NO <input type="checkbox"/>				
College / Other #1:			YES <input type="checkbox"/>	NO <input type="checkbox"/>				
College / Other #2:			YES <input type="checkbox"/>	NO <input type="checkbox"/>				
College / Other #3:			YES <input type="checkbox"/>	NO <input type="checkbox"/>				
<b>ADDITIONAL INFORMATION:</b>								
<b>DISCLAIMER AND SIGNATURE</b>								
I certify that my answers are true and complete to the best of my knowledge.								
I understand that false or misleading information in my application or interview may result in my termination of enrollment.								
Signature				Date				



# WINSTON SALEM BARBER SCHOOL

Student Application

## *Student Essay*

***1. Please explain why you want to be a barber?***

***2. Please explain what you think it takes to become a barber professional?***

***3. How did you find out about the Winston Salem Barber School and its Program?***



## North Carolina Board of Barber Examiners STUDENT PERMIT APPLICATION

7001 Mail Service Center, Raleigh, North Carolina 27699-7000  
Phone (919) 814-0640 • Fax (919) 981-5068  
barbers.nc.gov • barberboard@nc.gov

### PLEASE READ BEFORE YOU BEGIN!

- You must file this form at least 10 days before the date of enrollment (the date classes begin)
- Send the completed form to the address listed above
- Please include a \$25 payment made to “Board of Barber Examiners”
  - Include the student name and the phrase “Student Permit” in the memo line
  - We only accept check, money order, cashier check. Don’t send cash!

### STUDENT INFORMATION

Barber school where student will enroll: \_\_\_\_\_

Mark one of the following:      [ ] Transfer student  
   [ ] Returning student  
   [ ] New Enrollee

Last: \_\_\_\_\_ First: \_\_\_\_\_ MI: \_\_\_\_\_

Social Security number: \_\_\_\_\_ - \_\_\_\_\_ - \_\_\_\_\_ Date of birth: \_\_\_\_ / \_\_\_\_ / \_\_\_\_

Previous barber school attended (if any): \_\_\_\_\_

Mailing address: \_\_\_\_\_  
\_\_\_\_\_

Email address (optional): \_\_\_\_\_

Phone (optional): \_\_\_\_\_ Gender (optional): [ ] Male OR [ ] Female

Date student will enroll (first day of class): \_\_\_\_\_ / \_\_\_\_\_ / \_\_\_\_\_  
*(This form must be submitted at least 10 days before the student starts classes)*

Manager signature: \_\_\_\_\_ Date: \_\_\_\_ / \_\_\_\_ / \_\_\_\_

**Section 86B-25 Disqualifications for license**

The Board may either refuse to issue or to renew, or may suspend or revoke any license, barbershop permit, or barber school permit issued under this Article for any one or combination of the following causes:

- (1) Conviction of the applicant or licensee of a felony proved by certified copy of the record of the court conviction.
  - (2) Gross malpractice or gross incompetence.
  - (3) Continued practice by a person knowingly having an infectious or contagious disease after being warned in writing by the Board to cease practice.
  - (4) Habitual drunkenness or habitual addiction to the use of morphine, cocaine or other habit forming drugs.
  - (5) The commission of any of the offenses described in subdivisions (3), (5), and (6) of G.S. 86B-27.
  - (6) The violation of any one or more of the sanitary rules and regulations established by statute or rule or regulation of the Board, provided that the Board has previously given two written warnings to the individual committing the violation.
  - (7) The violation of the rules and regulations pertaining to barber schools, provided that the Board has previously given two written warnings to the barber school.
- N.C. Gen. Stat. § 86B-25

Amended by 2022 N.C. Sess. Laws 72,s. 2, eff. 1/1/2023.Recodified (codification pending) from 86A-18by 2022 N.C. Sess. Laws 72,s. 1-z, eff. 1/1/2023.1929, c. 119, s. 19; 1941, c. 375, s. 8; 1945, c. 830, s. 6; 1961, c. 477, s. 4; 1979, c. 695, s. 1; 1981, c. 457, s. 9.

**§ 93B-8.1. Use of criminal history records.**

(a) The following definitions apply in this section:

- (1) Applicant. - A person who makes application for licensure from an occupational licensing board.
- (2) Board. - An occupational licensing board as defined in G.S. 93B-1.
- (3) Criminal history record. - A State or federal history of conviction of a crime, whether a misdemeanor or felony, that bears upon an applicant's or a licensee's fitness to be licensed or disciplined.
- (4) Licensee. - A person who has obtained a license to engage in or represent himself or herself to be a member of a particular profession or occupation.

(b) Unless the law governing a particular occupational licensing board provides otherwise, a board shall not automatically deny licensure on the basis of an applicant's criminal history. If the board is authorized to deny a license to an applicant on the basis of conviction of any crime or for commission of a crime involving fraud or moral turpitude, and the applicant's verified criminal history record reveals one or more convictions of any crime, the board may deny the license if it finds that denial is warranted after consideration of the following factors:

- (1) The level and seriousness of the crime.
- (2) The date of the crime.
- (3) The age of the person at the time of the crime.
- (4) The circumstances surrounding the commission of the crime, if known.
- (5) The nexus between the criminal conduct and the prospective duties of the applicant as a licensee.
- (6) The prison, jail, probation, parole, rehabilitation, and employment records of the applicant since the date the crime was committed.
- (7) The subsequent commission of a crime by the applicant.
- (8) Any affidavits or other written documents, including character references.

(c) The board may deny licensure to an applicant who refuses to consent to a criminal history record check or use of fingerprints or other identifying information required by the State or National Repositories of Criminal Histories.

(d) This section does not apply to The North Carolina Criminal Justice Education and Training Standards Commission and the North Carolina Sheriffs' Education and Training Standards Commission. (2013-24, s. 1.)

Signature of Applicant:

Date:

---

## Tool Kit

WAHL 5 STAR SENIOR  
 WAHL DETAILER  
 Andis Pro Foil Shaver  
 Scalpmaster Hair Shaper w/ 5 blades  
 Scalpmaster Collar Clips  
 Scalpmaster Styling Cape  
 Shampoo Cape  
 Scalpmaster Neck Duster  
 Soft N Style Make Up Mirror  
 WSBS Logo'd Shears  
 WSBS Logo'd Blending Shears  
 WAHL Magnetic Attachment 5 Piece Set  
 Salonchic 7" Barber Carbon Comb (2 Units)  
 Salonchic 7" Clipper Carbon Comb  
 Scalpmaster 2 sided Club Brush  
 BACKBACK TOOL BAG ,WSBS Logo'd  
 WSBS Under Armour Book Bag  
 Mannequin



<input type="checkbox"/>	<b>Tool Kit Cost</b>	\$545.00
	Sales Tax	\$36.78
	<b>Total</b>	<b>\$581.78</b>

<input type="checkbox"/>	<b>Milady Textbook</b>	\$149.00
<input type="checkbox"/>	<b>Milady WorkBook</b>	\$75.00
	Sales Tax (if buying both)	\$15.12
	<b>Total</b>	<b>\$239.12</b>

<input checked="" type="checkbox"/>	<b>Student Permit</b>	<b>\$25.00</b>
<input checked="" type="checkbox"/>	<b>Tuition Full Time</b>	<b>\$11,825.00</b>



<input type="checkbox"/>	<b>Re-Admit/Transfer Administrative Fee</b>	<b>\$175.00</b>
--------------------------	---	-----------------

**Grand Total** \_\_\_\_\_

**\*\* (I UNDERSTAND THAT I AM NOT REQUIRED TO BUY BOOKS OR TOOLS FROM THE WINSTON SALEM BARBER SCHOOL) \*\***

**STUDENT SIGNATURE:** \_\_\_\_\_ **DATE:** \_\_\_\_\_









# Apply for Federal Student Aid

**WSBS Financial Aid Director:**  
Tiffany McGuinn  
tiffany@wsbarberschool.com  
336-763-4740

## What is federal student aid?

It's money from the federal government that helps you pay for college, career school, or graduate school expenses. Federal student aid is available through grants, work-study funds, and loans.

## How do I apply for aid?

You need to complete the *Free Application for Federal Student Aid* (FAFSA®) form by logging in at [fafsa.gov](https://fafsa.gov) to apply online, filling it out in the myStudentAid mobile app (available in the Apple App Store or the Google Play store), or completing and mailing the FAFSA PDF.

Students and parents will need an FSA ID (account username and password) to sign the form through the mobile app and online. You'll also use your FSA ID to access information about your financial aid on U.S. Department of Education websites. You can create an FSA ID in advance or while you fill out the FAFSA form. To find out more about the FSA ID, visit [StudentAid.gov/help-center/answers/article/fsa-id](https://StudentAid.gov/help-center/answers/article/fsa-id).

## When should I apply?

Each October, the FAFSA form is available for the next school year. You'll need to reapply for aid every year you are in school. Here's a summary of key dates for submitting the FAFSA form depending on when you plan to go to school:

### 2023–24 Award Year

If you plan to attend college from  
July 1, 2023–June 30, 2024

You will submit the  
2023–24 FAFSA form

You can submit the FAFSA form  
from Oct. 1, 2022–June 30, 2024

### 2022–23 Award Year

If you plan to attend college from  
July 1, 2022–June 30, 2023

You will submit the  
2022–23 FAFSA form

You can submit the FAFSA form  
from Oct. 1, 2021–June 30, 2023



### The FAFSA® form is free!

Completing and submitting the FAFSA form is free and quick, and it gives you access to most sources of financial aid to pay for college or career school—federal, state, and school resources.

**Winston Salem Barber School Code: 030095**

# Creating and Using the FSA ID

## What's an FSA ID?

The FSA ID is a username and password combination you use to log in to U.S. Department of Education (ED) online systems. The FSA ID is your legal signature and shouldn't be created or used by anyone other than you—not even your parent, your child, a school official, or a loan company representative. You'll use your FSA ID every year you fill out a *Free Application for Federal Student Aid* (FAFSA®) form and for the lifetime of your federal student loans.

## How do I get an FSA ID?

Visit [StudentAid.gov/fsa-id/create-account/launch](https://StudentAid.gov/fsa-id/create-account/launch) to create an FSA ID. You'll need your Social Security number, full name, and date of birth. You'll also need to create a memorable username and password, and complete challenge questions and answers so you can retrieve your account information if you forget it.

You'll be required to provide either your email address or your mobile phone number when you make your FSA ID. Providing a mobile phone number and/or email address that you have access to will make it easier to log in to ED online systems and allow additional account recovery options.

**Important:** A Social Security number, email address, and mobile phone number can only be associated with one FSA ID. If you share an email address with someone else, then only one of you will be able to use that email address to create an FSA ID.

## FSA ID Tips

- If you need to provide information about your parents on the FAFSA® form, one of your parents will need an FSA ID to sign the form. Your parent can create an FSA ID and then sign the FAFSA form electronically using that FSA ID. Not sure whether you'll need to put your parents' information on the FAFSA form? Check out [StudentAid.gov/dependency](https://StudentAid.gov/dependency). **Remember:** You should create your own FSA ID, and your parent should create his or her own FSA ID. Also make sure to use the correct FSA ID when signing the FAFSA form electronically.
- When you first create your FSA ID, the use of your FSA ID will be restricted to completing, signing, and submitting an original (first-time) FAFSA form. You'll have to wait one to three days for your information to be confirmed by the Social Security Administration (SSA) before you can use your FSA ID for other actions, such as submitting a FAFSA Renewal or signing a *Master Promissory Note*. If you provided an email address, then you'll receive an email letting you know that your information was successfully matched with the SSA, and you can begin using your FSA ID.
- If you forget your FSA ID username or password, look for the "Forgot My Username" and "Forgot My Password" links on log-in pages. These links will direct you to web pages where you can request a secure code to be texted to your verified mobile phone number or emailed to your verified email address. The secure code will allow you to retrieve your username or reset your password. You can also retrieve your username or reset your password by successfully answering your challenge questions. **Remember:** If you verified your email address or mobile phone number during account creation, you can enter your email address or mobile phone number instead of your username to log in.

Learn more about how you can use your FSA ID at [StudentAid.gov/help-center/answers/article/how-can-i-use-my-fsa-id-username-and-password](https://StudentAid.gov/help-center/answers/article/how-can-i-use-my-fsa-id-username-and-password). Find this fact sheet at [StudentAid.gov/resources](https://StudentAid.gov/resources).

# Do I Have to Provide My Parents' Information on the FAFSA® Form?



All applicants for federal student aid are considered either “independent” or “dependent.”

## INDEPENDENT STUDENT

If you answer **YES** to ANY of these questions, then you may be an independent student. You may not be required to provide parental information on your *Free Application for Federal Student Aid (FAFSA)* form.

## DEPENDENT STUDENT\*

If you answer **NO** to ALL of these questions, then you may be considered a dependent student and may be required to provide your parents' financial information when completing the FAFSA form.

- 1 Will you be 24 or older by Jan. 1 of the school year for which you are applying for financial aid? For example, if you plan to start school in August 2022 for the 2022–23 school year, will you be 24 by Jan. 1, 2022 (i.e., were you born before Jan. 1, 1999)?
- 2 Are you married or separated but not divorced?
- 3 Will you be working toward a master's or doctorate degree (such as M.A., MBA, M.D., J.D., Ph.D., Ed.D., etc.)?
- 4 Do you have children who receive more than half of their support from you?
- 5 Do you have dependents (other than children or a spouse) who live with you and receive more than half of their support from you?
- 6 Are you currently serving on active duty in the U.S. armed forces for purposes other than training?
- 7 Are you a veteran of the U.S. armed forces?
- 8 At any time since you turned age 13, were both of your parents deceased, were you in foster care, or were you a ward or dependent of the court?
- 9 Are you an emancipated minor or are you in a legal guardianship as determined by a court?
- 10 Are you an unaccompanied youth who is homeless or self-supporting and at risk of being homeless?

*\*If you don't answer “yes” to any of the questions above, you're still considered a dependent student for purposes of applying for federal student aid even if you don't live with your parents, are not claimed by your parents on their tax forms, or are paying for your own bills and educational expenses.*

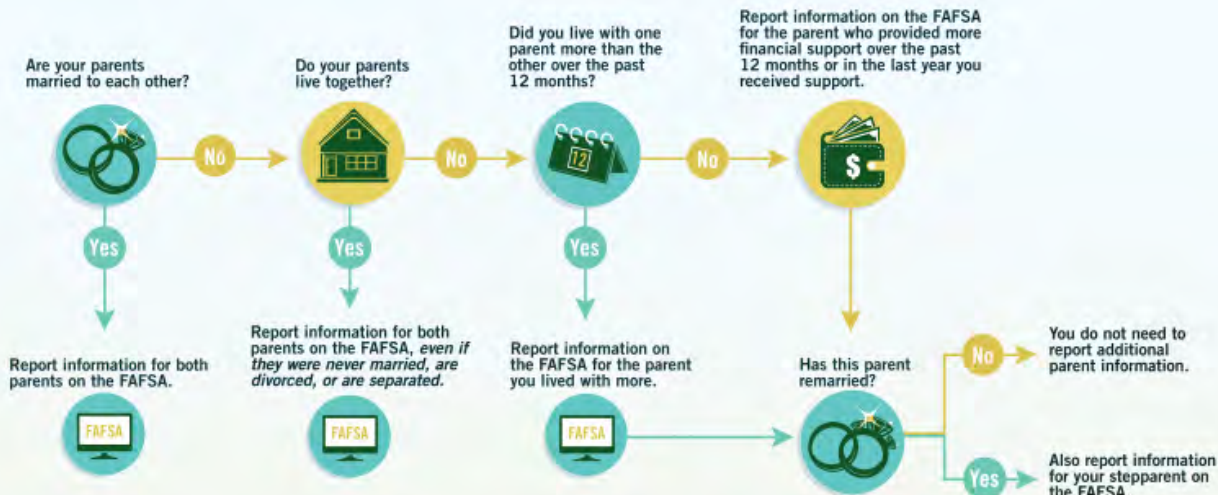
For more information, visit [StudentAid.gov/dependency](https://studentaid.gov/dependency).



# WHO'S MY PARENT WHEN I FILL OUT MY FAFSA?

Dependent students are required to report parent information on the *Free Application for Federal Student Aid (FAFSA)*.<sup>1</sup> For reporting purposes, "PARENT" means your legal (biological or adoptive) parent or stepparent, or a person that the state has determined to be your legal parent.

Use this guide to figure out which parent's information to include (depending on your family situation).



The following people are not your parents unless they have legally adopted you:

-   
Widowed Stepparent
-   
Grandparents
-   
Foster Parents
-   
Legal Guardians
-   
Older Brothers or Sisters
-   
Aunts or Uncles

If you're not sure whom to report as a parent, you can visit [StudentAid.ed.gov/fafsa/filling-out/parent-info](https://studentaid.gov/fafsa/filling-out/parent-info) or call 800-4-FED-AID (800-433-3243).

<sup>1</sup> If you're not sure whether you are a dependent student, go to [StudentAid.gov/fafsa/filling-out/dependency](https://studentaid.gov/fafsa/filling-out/dependency)

# SIMPLE STEPS TO TRANSFER TAX INFORMATION INTO YOUR FAFSA® FORM

The IRS Data Retrieval Tool (IRS DRT) Electronically Transfers Your Federal Tax Return Information Into Your FAFSA® Form

## WHY

**EASY** Transfer info with the click of a button.

**FAST** Instantly retrieve your information.

**ACCURATE** Correctly fill in your information.

## HOW



**1** Log in to your current FAFSA® form or start a new application at [fafsa.gov](http://fafsa.gov).

**3** Click the "Link to IRS" button and log in with your FSA ID to be transferred to the IRS to retrieve your info.

**5** Check the "Transfer My Tax Information into the FAFSA® form" box, and click the "Transfer Now" button.\*

**2** In the finances section of the online form, you will see a "Link to IRS" button if you are eligible to use the IRS DRT.

**4** Once at the IRS site, enter your information exactly as it appears on your federal income tax return and click the "Submit" button.

**6** You will know that your federal tax return information has been successfully transferred because the words "Transferred from the IRS" will display in place of the IRS information in your FAFSA® form.

\*For your protection, your tax information will not be displayed on either the IRS site or [fafsa.gov](http://fafsa.gov).

The IRS DRT can be used by both students and parents.

Federal Student Aid  
AN OFFICE OF THE U.S. DEPARTMENT OF EDUCATION  
PROUD SPONSOR OF THE AMERICAN MIND®

To learn more about the IRS DRT, visit [StudentAid.gov/irsdrt](http://StudentAid.gov/irsdrt)